

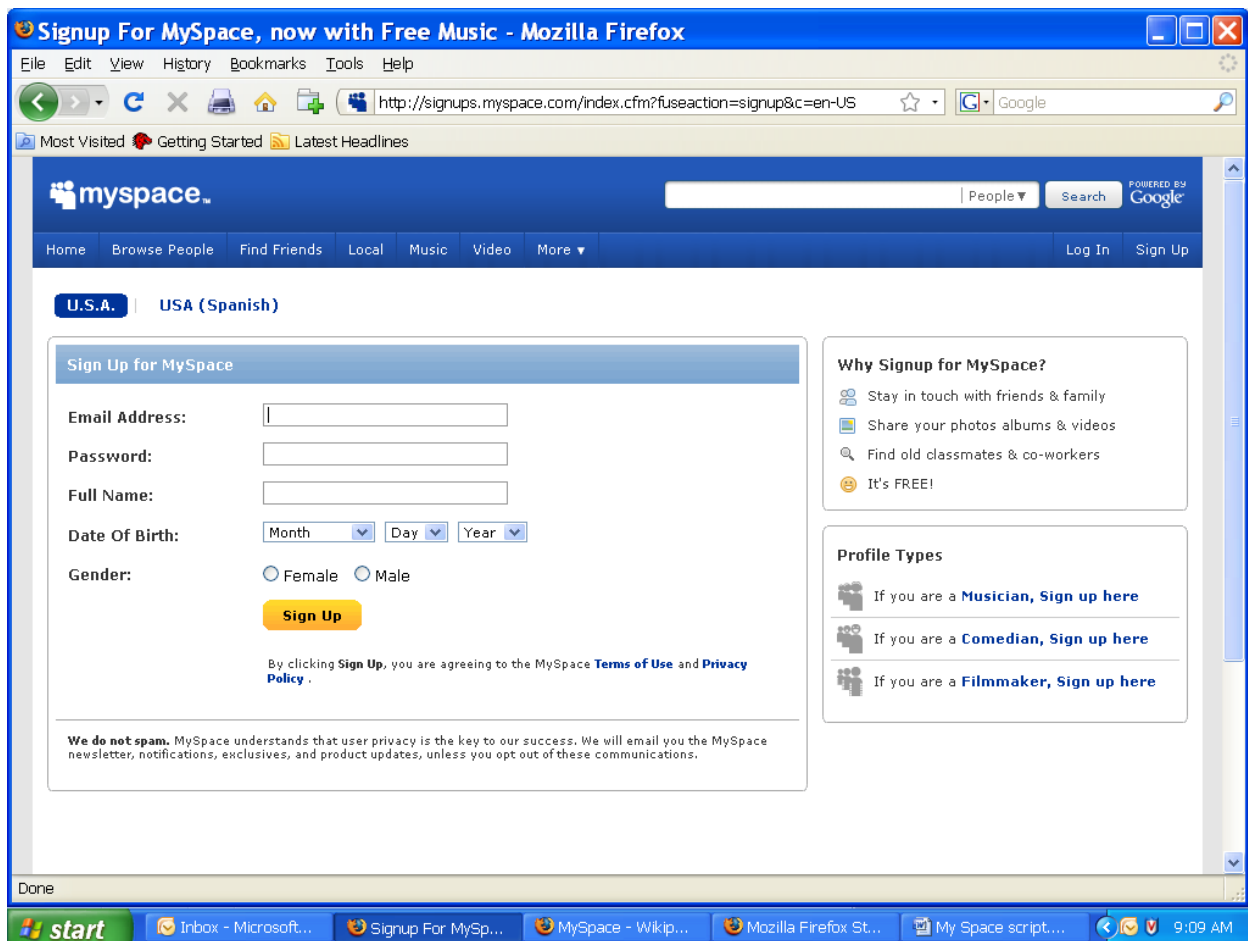
Introduction to MySpace

What is MySpace?

MySpace is a social networking website that allows members to provide profile information about themselves, and to share photos, videos, music and more with friends. The website can be used to create a blog that can also be shared.

How to join MySpace

To begin using MySpace, go to www.myspace.com. You must sign up and create a profile. The sign up screen looks like this:



The screenshot shows the Mozilla Firefox browser window titled "Signup For MySpace, now with Free Music - Mozilla Firefox". The address bar shows the URL: <http://signups.myspace.com/index.cfm?fuseaction=signup&c=en-US>. The page content includes the MySpace logo, a search bar, and navigation links. The main sign-up form is titled "Sign Up for MySpace" and contains the following fields:

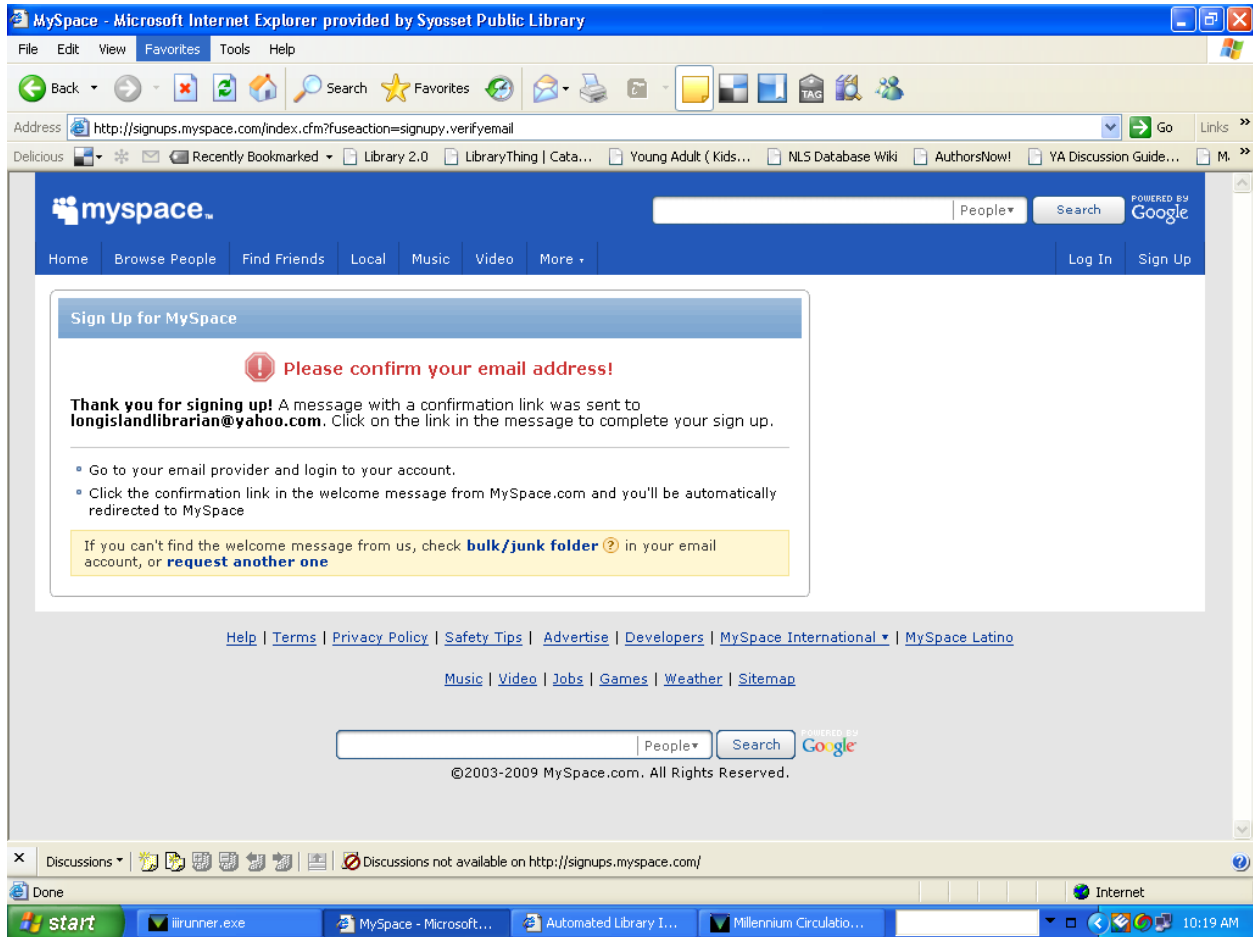
- Email Address:
- Password:
- Full Name:
- Date Of Birth: Month , Day , Year
- Gender: Female Male

A yellow "Sign Up" button is located below the form. Below the button, there is a disclaimer: "By clicking Sign Up, you are agreeing to the MySpace Terms of Use and Privacy Policy." To the right of the form, there are two sections:

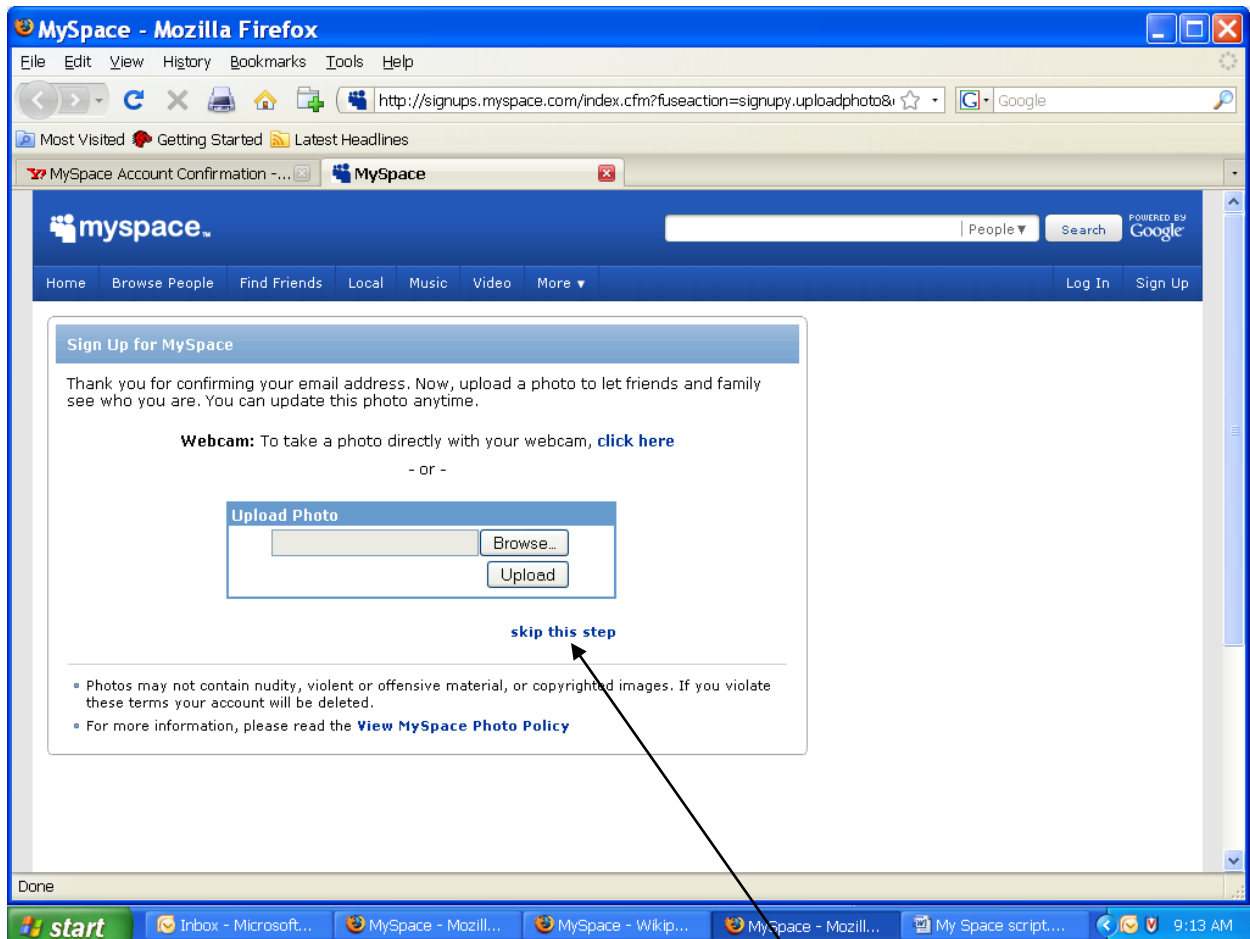
- Why Signup for MySpace?**
 - Stay in touch with friends & family
 - Share your photos albums & videos
 - Find old classmates & co-workers
 - It's FREE!
- Profile Types**
 - If you are a **Musician**, Sign up here
 - If you are a **Comedian**, Sign up here
 - If you are a **Filmmaker**, Sign up here

At the bottom of the page, there is a small text block: "We do not spam. MySpace understands that user privacy is the key to our success. We will email you the MySpace newsletter, notifications, exclusives, and product updates, unless you opt out of these communications."

To create an account, enter a valid email address, a password [must be between 6 and 10 characters and contain at least 1 number or punctuation character], your full name, date of birth and gender.



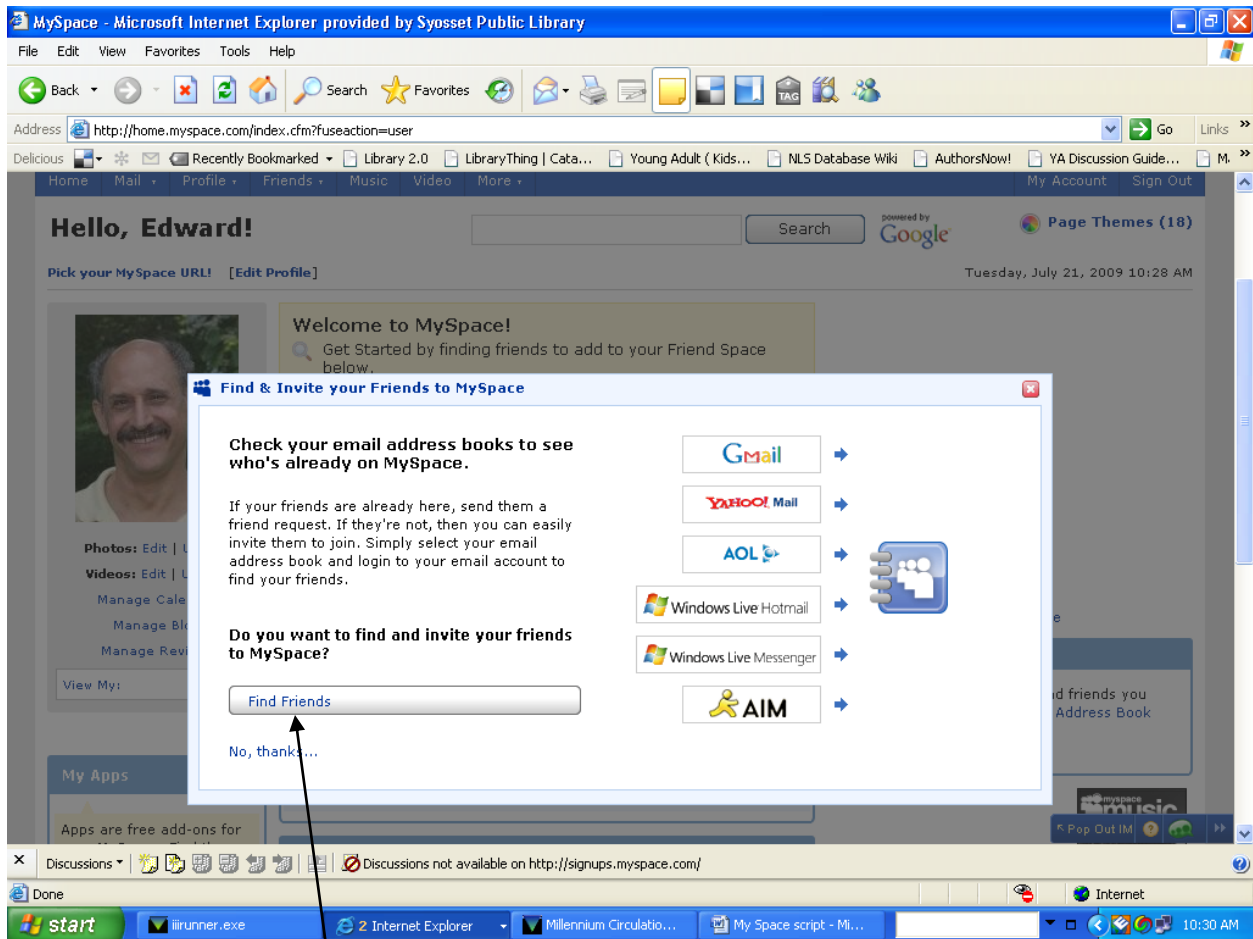
After you have entered the information, you will be sent an email which will contain a link that you must use to confirm your email address. At that point, your account has been created and you will be given an opportunity to upload a photo:



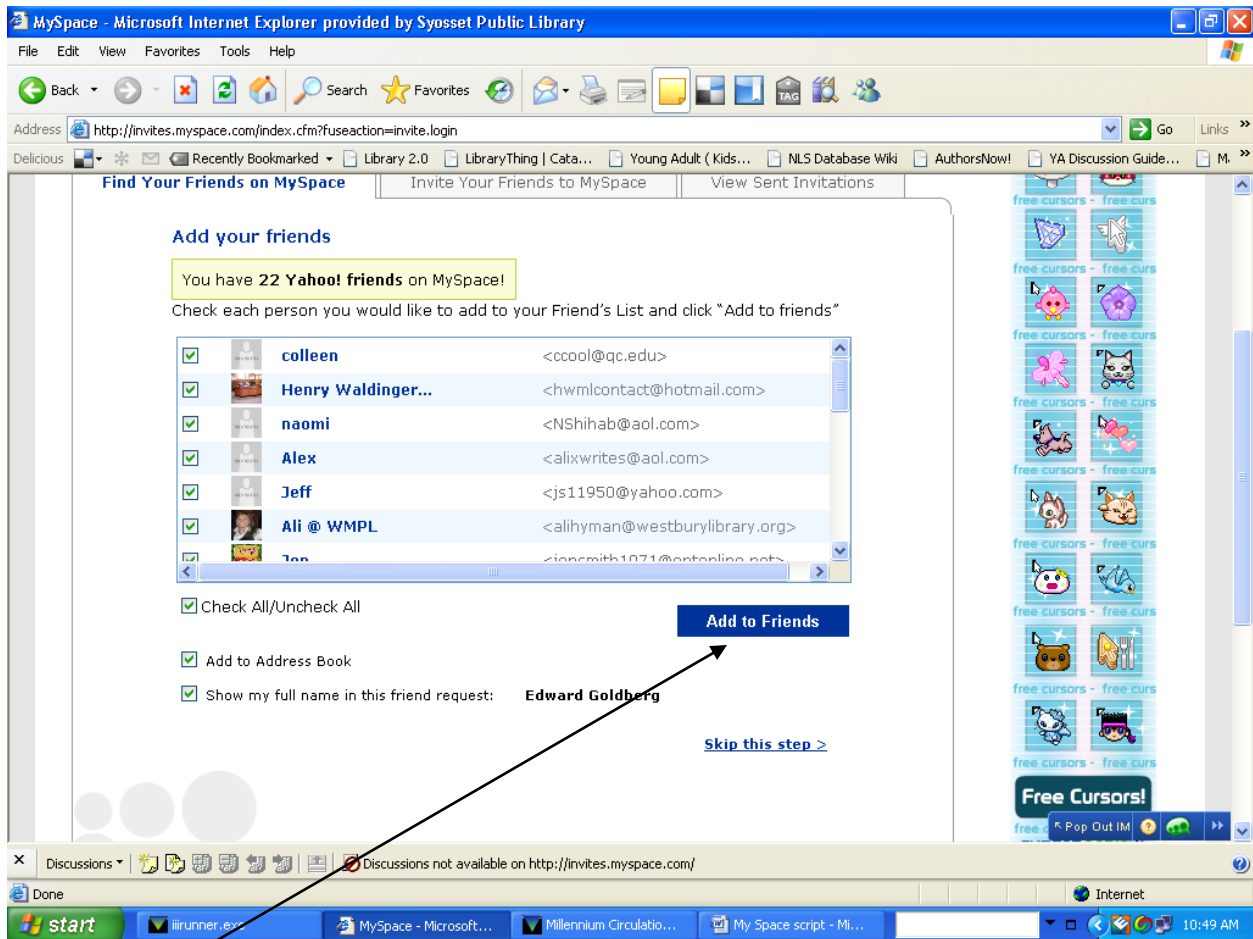
You may choose to continue to create your profile without uploading a photo.

The next two windows will request additional information for your profile – where you went to school, where you live, etc. These are optional steps.

When you are done, the page below will pop up.



If you click on *Find Friends* you will be asked to choose the type of e-mail account (Gmail, Yahoo, AOL). Then the following screen will appear.



All of the people who have MySpace accounts will be listed and checked off. If you *Add to Friends*, a request will be sent to them to add you as a MySpace friend. This step can be skipped.

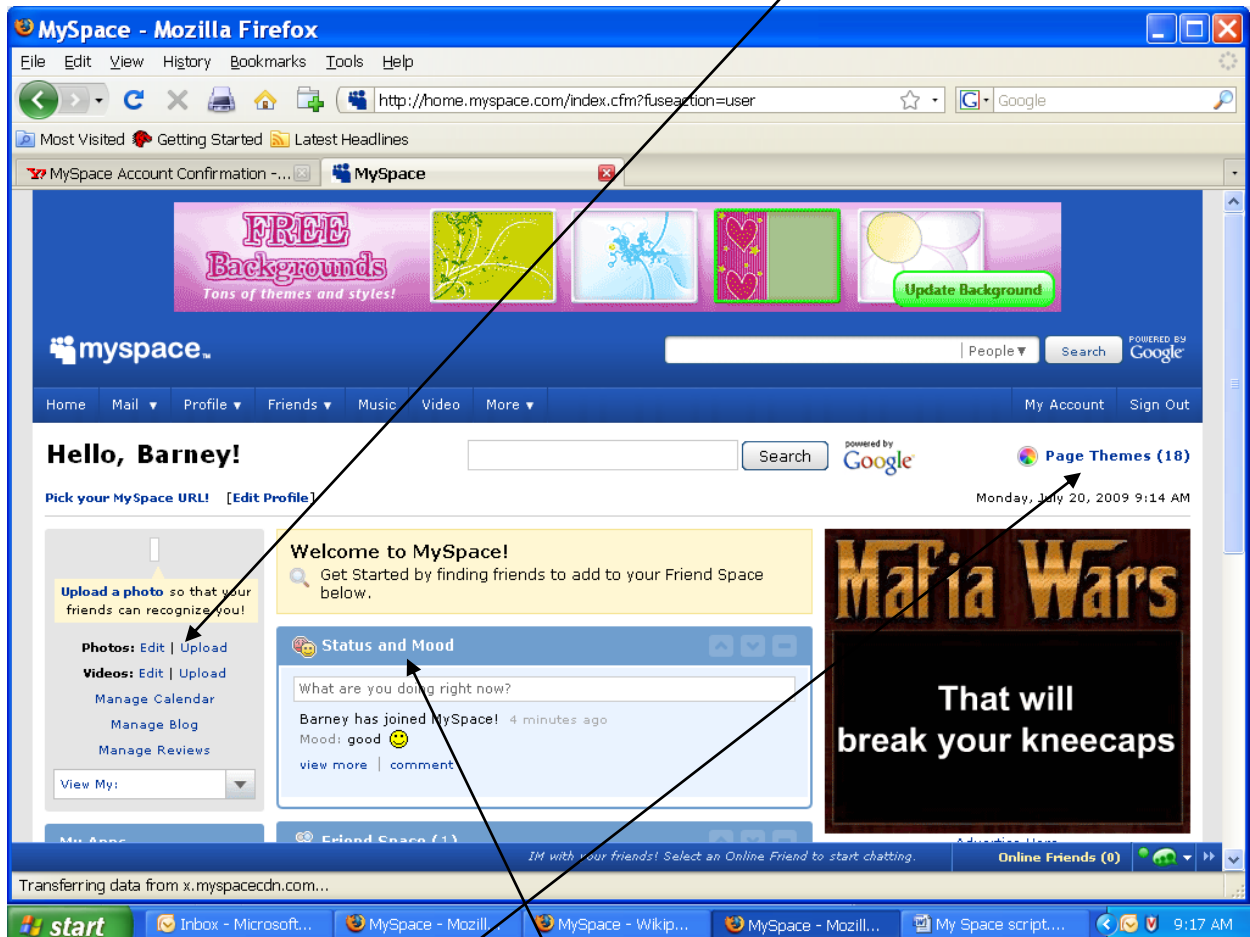
Similarly, a page with e-mail contacts without MySpace pages will appear and you can request that they start a MySpace page. This page too can be skipped.

Your MySpace page (the one YOU see)

Your MySpace page is the page on which you can upload photos, videos, blog entries and more with your friends.

This is not the page that other people will see. They will see your Profile Page.

The basic MySpace page that you will see when you log in looks like this:

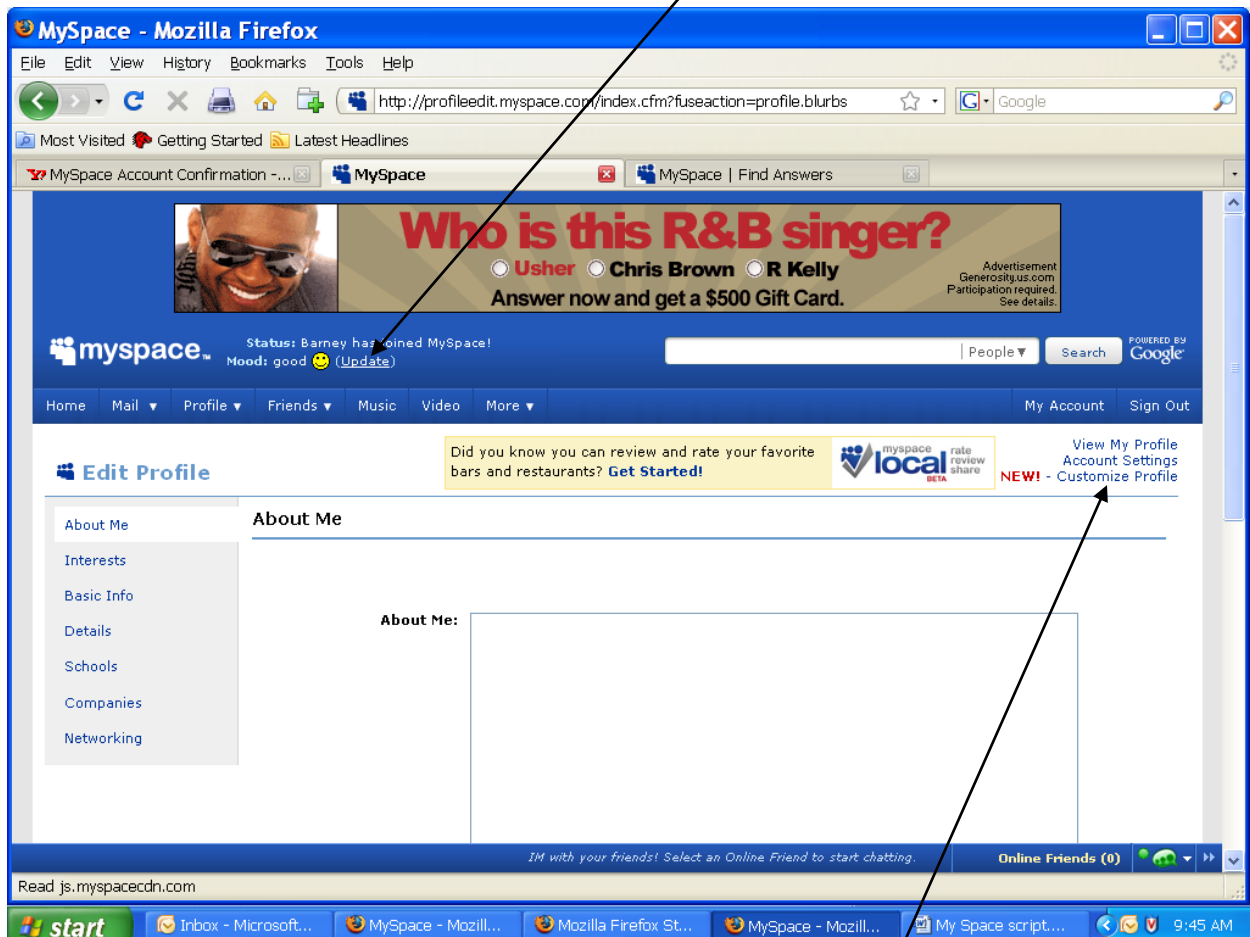


A unique feature of the page is the “mood” indicator. The default mood is “good”, but can be changed by selecting “edit profile”, choosing “update” next to the mood indicator, then choosing the appropriate mood from the menu. The icon will change to correspond to the mood selected.

Page Themes will provide a border for your MySpace page.

This is the “edit profile” window:

Mood Indicator--
Update



Customizing Your Profile Page—the public page that people see

Your **Profile Page** is the public page that people will see.

You can customize your page by clicking on *Customize Profile*, once you are in the Edit Profile mode. You can select a theme and change the layout of the page, change colors, what's included on your page, etc. To get comfortable with this, just 'play' with the settings.

Page Settings

MySpace - Microsoft Internet Explorer provided by Syosset Public Library
http://profileedit.myspace.com/index.cfm?fuseaction=pageeditor.profile

Profile 2.0 - Customize Profile

Appearance
Background
Content
Modules
Module Headers
Module Bodies

Background
Color
Url
Scroll with page
Position
Repeat

Edward
has joined MySpace! Mood: good 1 hour ago view more
View My: Photos Videos
Edward Goldberg
56 / Male
Roslyn Heights, New York, US
Last Login: 7/21/2009
Online Now!

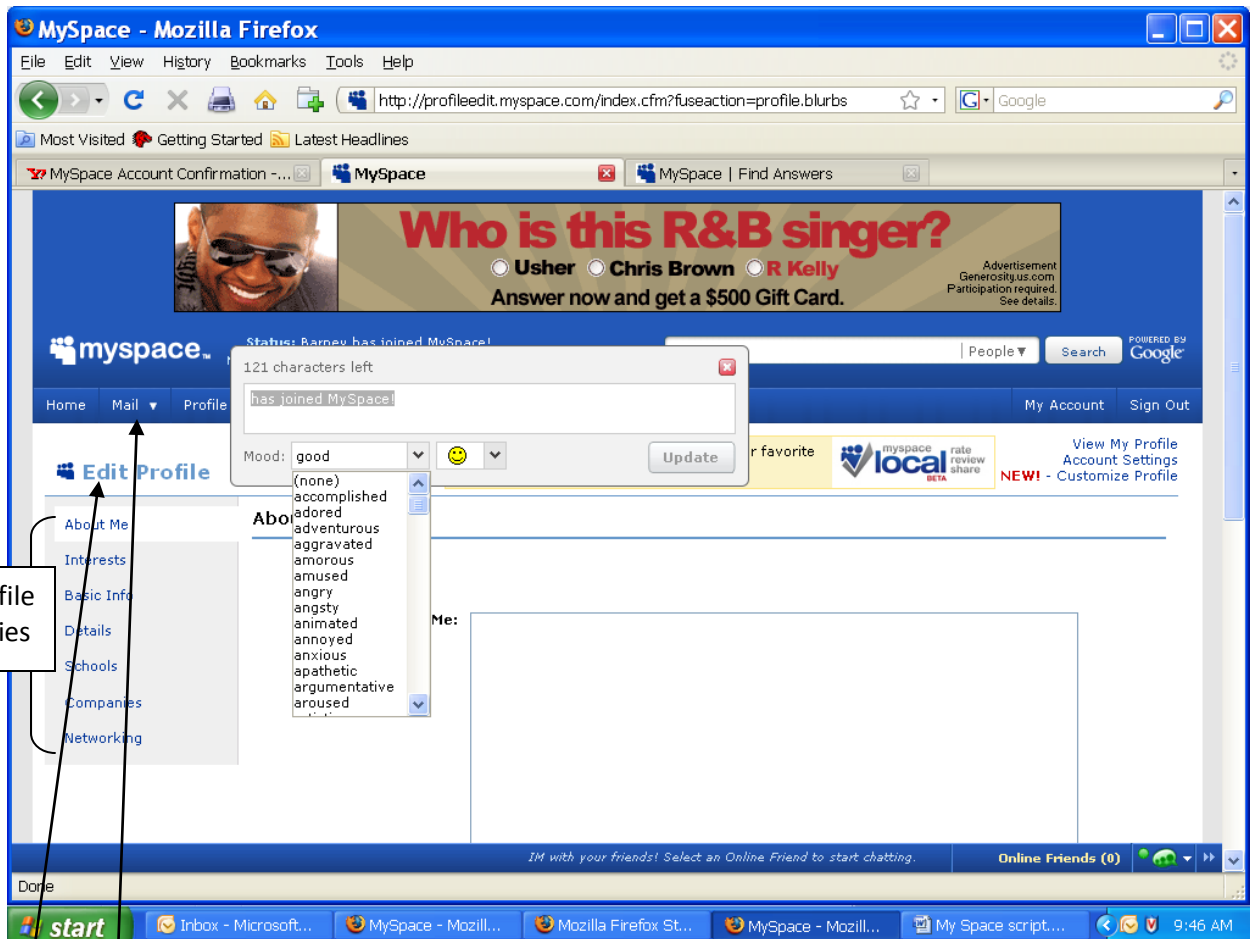
Music Player
No data for this module!

Interests
No data for this module!

Status and Mood
Edward Goldberg has joined MySpace!
Mood: good 1 hour ago
View More

Activity Stream

Done
Millennium Circulat...
Syosset Public Libra...
MySpace - Microsof...
My Space script - M...
11:34 AM



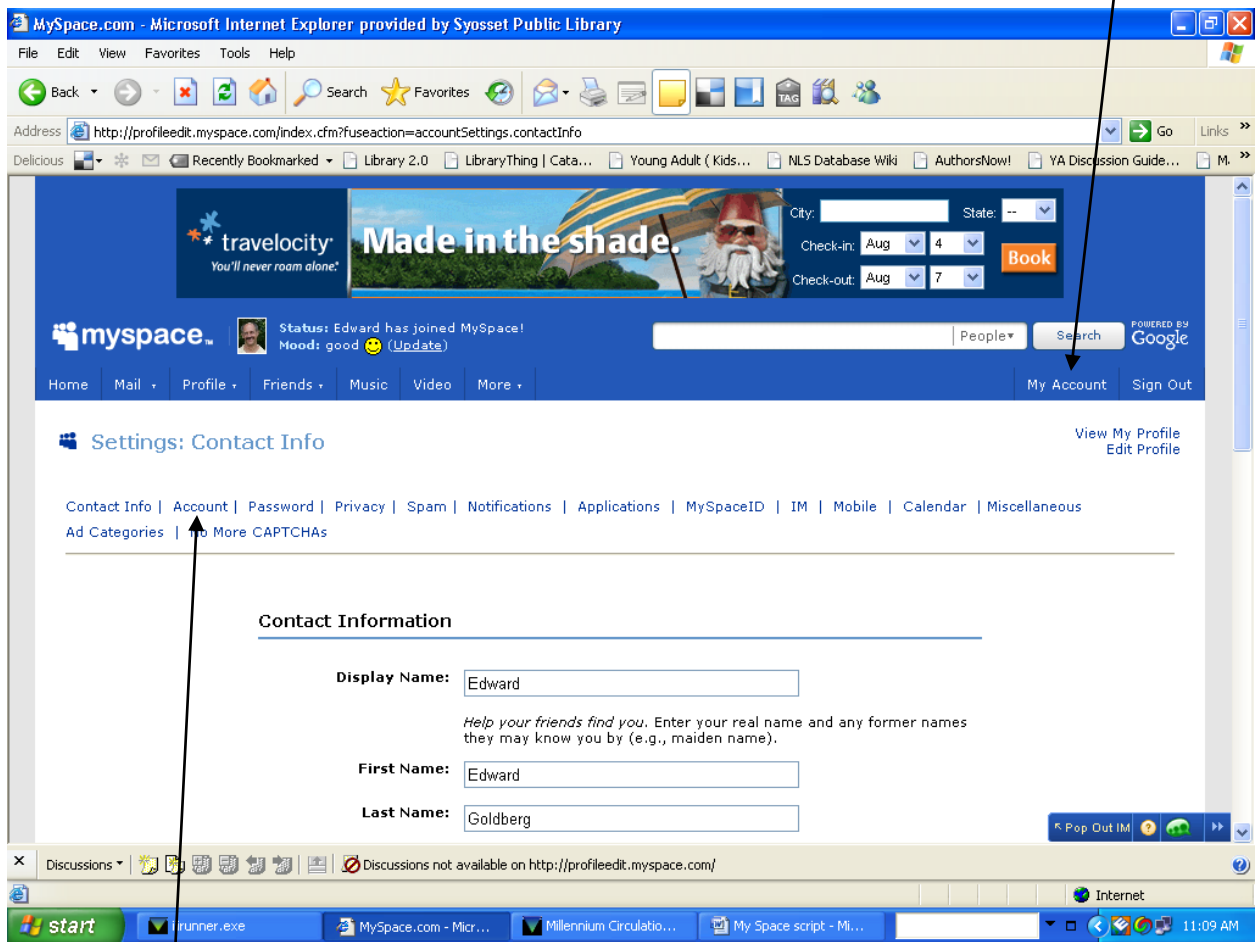
Edit Profile also allows you to provide more information such as Interests, etc.

MySpace mail

Your MySpace account can be used to email others on MySpace. From the “Mail” tab, select “compose”. Enter your friends’ MySpace user name in the address bar. Your mail will be sent directly to their MySpace inbox.

My Account

My Account



My Account allows you to change various pieces of information about yourself, including contact information, account settings, applications, etc.

Under *Account*, you can also cancel your MySpace account.

Account Cancellation

The screenshot shows the MySpace account settings page in Microsoft Internet Explorer. The browser's address bar displays the URL: <http://profileedit.myspace.com/index.cfm?fuseaction=accountSettings.account>. The page title is "MySpace.com - Microsoft Internet Explorer provided by Syosset Public Library".

The page content is organized into several sections:

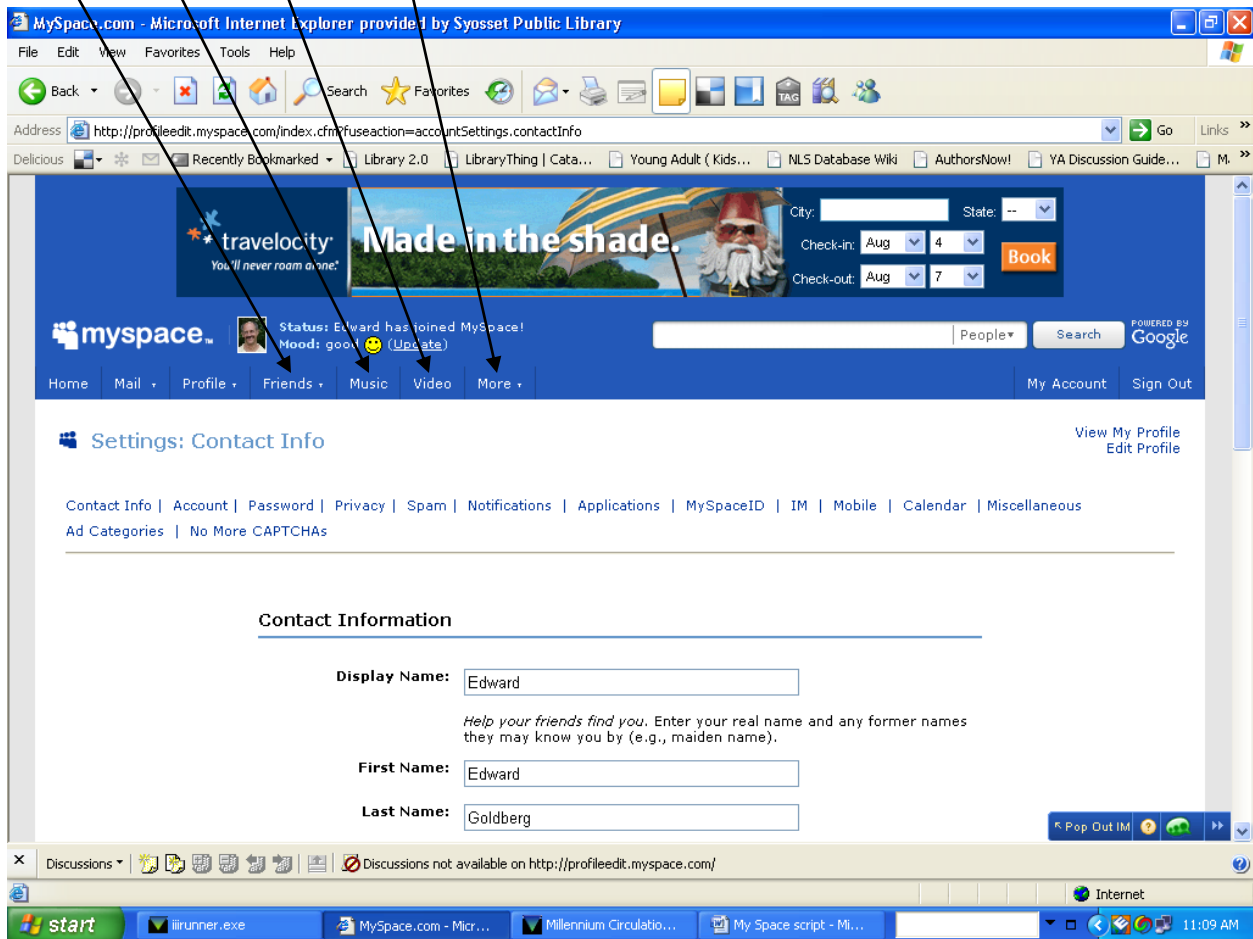
- Email Address:** Contains a "Contact Address" field with the value "longislandlibrarian@yahoo.com" and a "Save Changes" button.
- Account Settings:** Includes a "Preferred Site & Language" dropdown menu set to "U.S.A." and a "Time Zone" field set to "(GMT -4 hour)". A note below states: "Time Zone: To make it easier on our users we synched your MySpace time zone to your computer clock. If you need to update your MySpace time, change the time of your computer to update." A "Save Changes" button is located below this section.
- Account Cancellation:** Features a "Cancel Account" link. Below this, two informational boxes are present:
 - Contact Address:** MySpace uses your email address to send you important information, such as login information and change verifications, as well as notifications you set in the Notifications Settings. We do not spam.
 - Preferred Site & Language:** Changing your preferred site doesn't change your friends or how you meet people.

At the bottom of the page, there are navigation links for "Help", "Terms", "Privacy Policy", "Safety Tips", "Advertise", "Developers", "MySpace International", and "MySpace Latino". A search bar with a "People" dropdown and a "Search" button is also visible. The footer contains the copyright notice: "©2003-2009 MySpace.com. All Rights Reserved." and the status "Internet | Protected Mode: On". The Windows taskbar at the bottom shows the system tray with the time "11:21 AM" and the taskbar with several open applications including "Millennium Circulat...", "Syosset Public Libra...", "MySpace.com - Mic...", and "My Space script - M...".

Other

Explore other features of MySpace by clicking on:

Friends, Music, Video and More. You can't do any damage, so don't be afraid.



These are just some of the basic aspects of MySpace. There are many more features such as a calendar, forums on a wide variety of topics, newsgroups and more.