

Introduction to YouTube

What is YouTube

YouTube is a revolutionary Web site featuring a comprehensive and eclectic database of videos. Unregistered users can search and watch the videos, while registered users are permitted to upload and download an unlimited number of videos, rate videos and organize their favorite youtube videos in playlist. Fortunately, setting up a youtube account is free and an easy process.

How to search using youtube.com

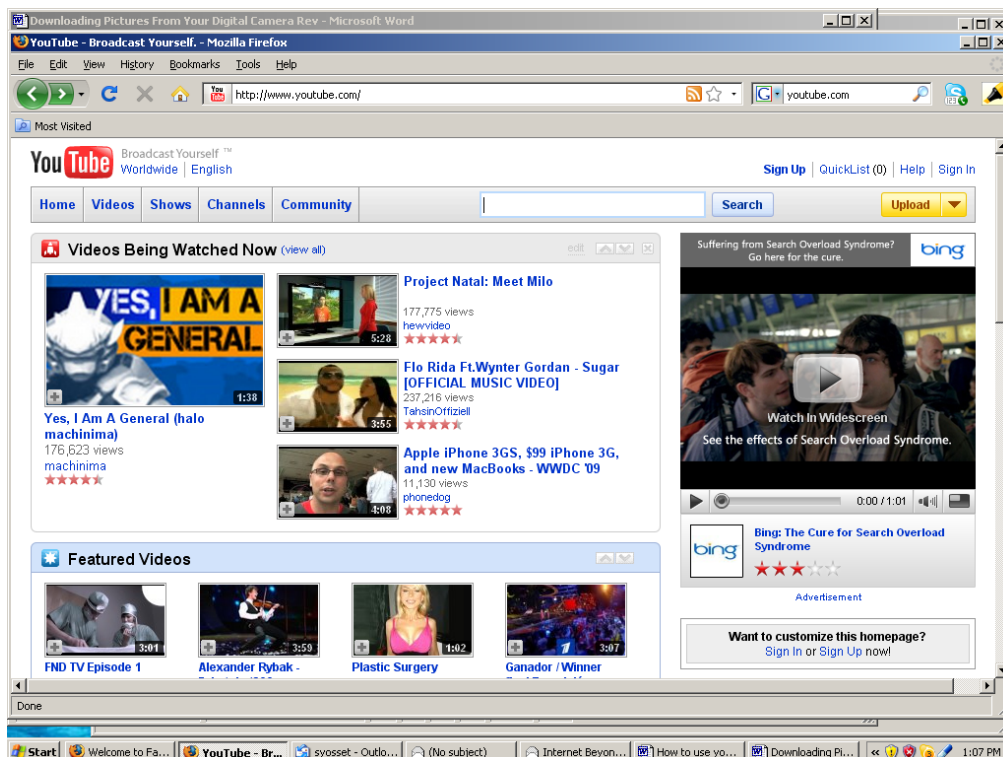
Enter www.youtube.com from your search engine addresses bar

or

Enter “you tube” from your search engine and select the link for www.youtube.com.

The youtube.com homepage should look something like this example below.

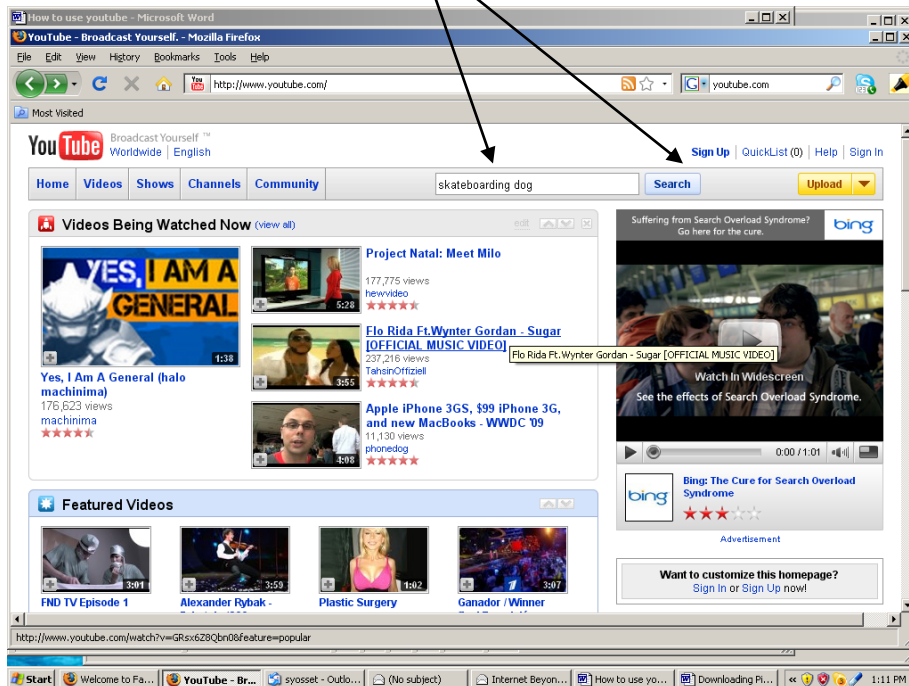
(Note the content often changes based on popular videos but the format is fairly constant)



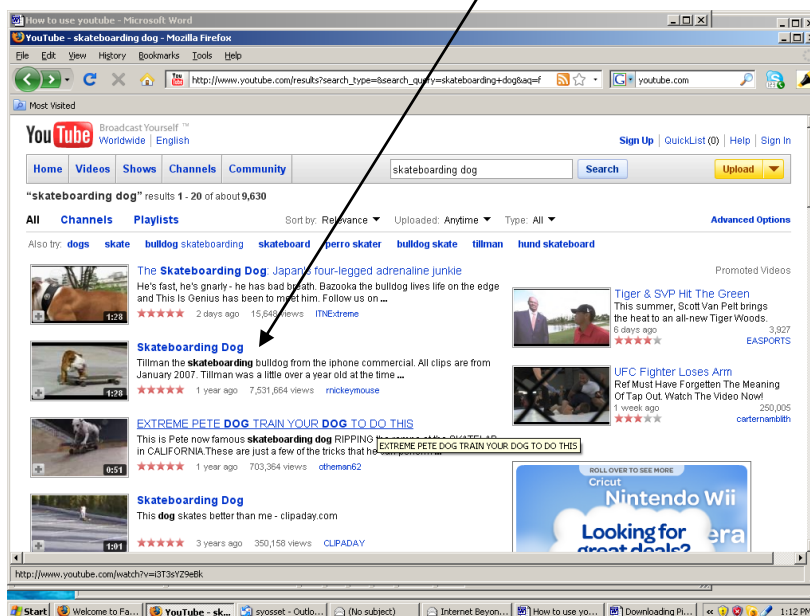
There are a huge number of YouTube videos, so be specific in your search.

For this example, let's type "skateboarding dog" in the search box.

Then click on the search button.



Select the Skateboarding Dog (second choice blue typeface hyperlink)



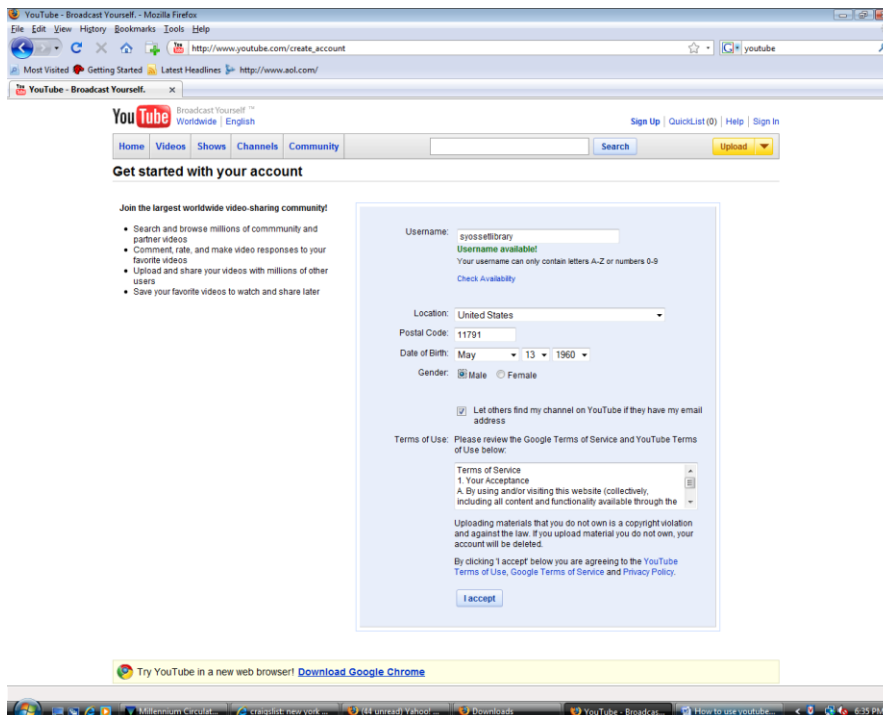
ENJOY THE SHOW!!

How to set up a YouTube account

1. Access the YouTube home page (www.youtube.com)
Click the 'Sign Up' link to begin the account creation process.



2. Getting started:



(see next page for detailed instructions)

- Select a username for the site. (check if it has been previously selected by clicking on the “check availability” link. If it has been taken, available suggestions will be given to you)
- Type your chosen password in the 'Password' field and again in the 'Confirm Password' section.
- Select your country from the pull down menu.
- Type your US postal code, if applicable.
- Click your gender.
- Enter your date of birth.
- Uncheck the 'Broadcast Yourself' email box if you do not wish to receive the YouTube newsletter.
- Check the 'I Agree' box to confirm your acceptance of YouTube's Terms of Use and Privacy Policy.
- Click 'Sign Up' to complete the process.

3. Final step

The screenshot shows a Mozilla Firefox browser window with the URL https://www.google.com/accounts/NewAccount?followup=http%3A%2F%2Fwww.youtube.com%2Ffinish_ssu&service=youtube&Sig. The page is the YouTube account creation interface. At the top, there's a navigation bar with 'Home', 'Videos', 'Shows', 'Channels', and 'Community'. Below this is a search bar. The main heading is 'Do you already have a Google Account? [Why are we asking?](#)'. There are two columns of options. The left column is titled 'Yes. Add YouTube to my Google Account.' and asks the user to enter their Google Account email and password to add YouTube to their account. It includes fields for 'Email:' and 'Password:', a 'Stay signed in' checkbox, and a 'Sign in' button. A link '[I cannot access my account](#)' is also present. The right column is titled 'No. I need a new YouTube | Google Account.' and asks the user to enter their current email address and create a password. It includes a 'Your current email address:' field with a placeholder 'e.g. myname@example.com. This will be used to sign-in to your account.', a 'Choose a password:' field with a note 'Minimum of 8 characters in length.' and a link '[Password strength](#)', a 'Re-enter password:' field, and a 'Word Verification:' section with a handwritten word 'bicycle' and a link '[Word verification](#)'. At the bottom of the right column is a 'Create New Account and Finish' button. The footer of the page shows '©2009 YouTube, LLC' and links to 'Terms of Use', 'Privacy Policy', 'Help', 'Community Guidelines', and 'Contact'.

(See next page for detailed instructions)

- If you have a gmail email account:
 - If you have a gmail mail account enter it in to the left portion of the screen followed by your password and click Sign In button.
- If you do NOT have a gmail email account:
 - If you have an email account that is NOT gmail, enter you email account into the right portion of the screen.
 - Create a password and re-enter it.
 - Enter the word verification in the last line and hit “create new account and finish” button.

You will get a verification email sent to the email address you used, to confirm your new YouTube account.

What can you do with your YouTube account?

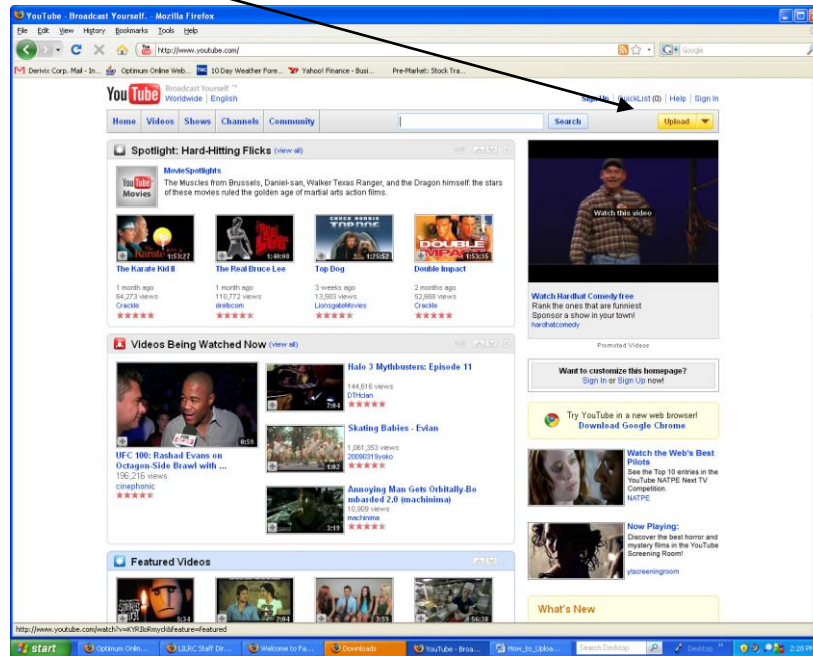
The following lists and links, step you through some of the uses of your YouTube account:

- How to download videos from YouTube:
http://www.ehow.com/how_2031100_download-videos-youtube.html
- How to upload videos from YouTube
http://www.ehow.com/how_2050230_upload-videos-youtube.html
 - Note: All videos uploaded must adhere to the YouTube guidelines: addressing, sex and nudity, hate speech, shocking and disgusting, dangerous illegal acts, children and copyright on YouTube.
http://www.youtube.com/t/community_guidelines
- How to Create a Playlist on YouTube
http://www.ehow.com/video_4784663_create-playlist-youtube.html
- How to Post a comment on a YouTube video
http://www.ehow.com/how_2031107_leave-comments-youtube.html
- How to rate videos on YouTube
 To rate a video simply click on the number of stars that you feel the video deserves. The videos with the best and highest number of ratings appear under the category "Top Rated" on the YouTube home page.

How to Upload a Video to YouTube with your account

Once you've finished editing your video, made sure it's less than 10 minutes, smaller than 2GB in size, and in an acceptable format, you're ready to upload it.

- Click the  button in the upper-right-hand corner of any YouTube page.



- Click the "Browse" button to browse for the video file you'd like to upload to our site. Select the file you want to upload.
- Click the 'Upload Video' button to start the uploading process.
- As the video file is uploading, enter as much information about your video as possible in the relevant fields (including Title, Description, Tags, and Category). You're not required to provide specific information, but the more information you include, the easier it is for users to find your video!
- Click the 'Save changes' button to save the updates you've made to the video file.

It can take from a couple minutes to an hour for your video to upload to YouTube. If you're receiving an error with your Upload, you might want to make sure you're attempting to upload a file that's recognized by YouTube. YouTube accepts video files from most digital cameras and camcorders, and cell phones in the .AVI, .MOV, .WMV, and .MPG file formats.

Please note:

Your video must meet uploading requirements: no larger than **2GB** and no more than **10 minutes in length**. If your video does not meet these requirements you will need to re-edit the video file on your computer then upload the new file to our site.