

Get started learning a new language!

Mango!

Voglio imparare l'inglese

I want to learn Korean!

I want to learn French

I want to learn Russian

I want to learn Spanish

I want to learn English

나는 한국을 배우고 싶어요!

Je veux apprendre le français!

Я хочу выучить русский язык!

Quiero aprender español!





Mango Languages

Get started learning a new language!

Created by
Syosset Public Library
Reference Department
Last updated: July 21, 2011

Is Mango for me?

You can learn a new language for

- Business
- Education
- Travel
- Personal development
- Fun!

Is Mango for me?

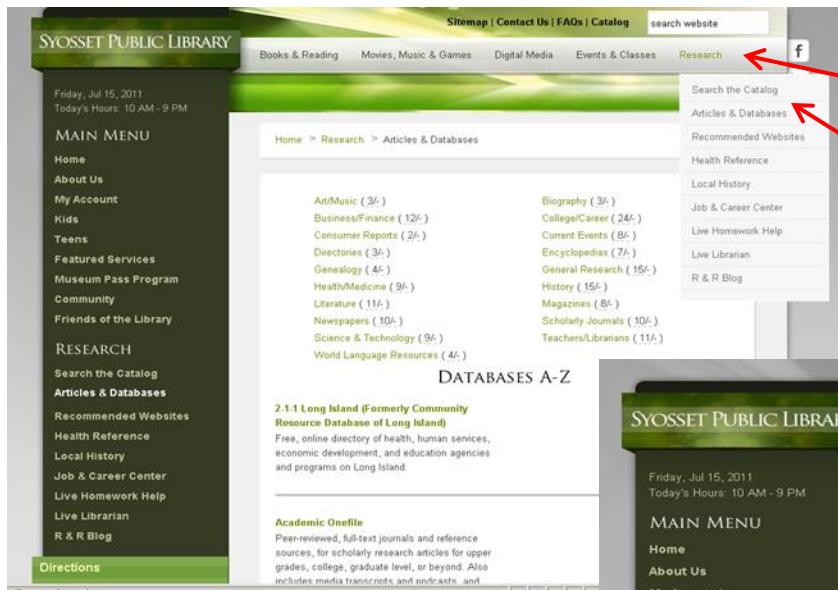
- Courses are available at different levels, for different types of users
- There are 29 International languages for English speakers
- English lessons are available in 15 languages.
- Mango is frequently updated with new language courses and instructional features.
- It's easy to use!

Mango: “Do I need anything...?”

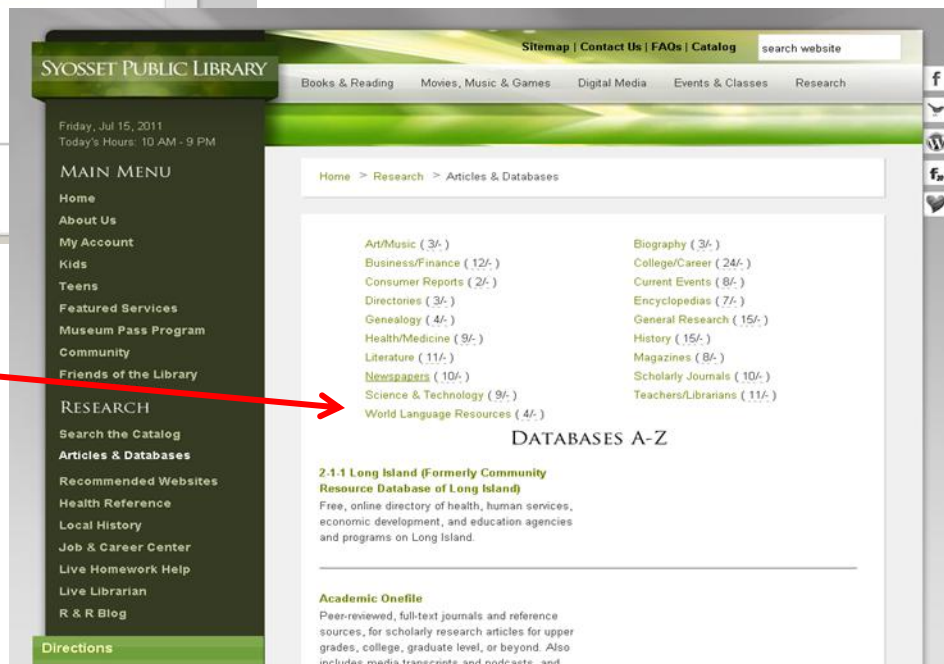
- Mango can be used on **any computer** with **Internet access**.
- **Speakers** (or headphones), and any computer **microphone** are needed, to use ALL features. (Without a microphone, all that users will miss is the voice comparison feature).
- At the library, we do not have a microphone for patron use. Headphones may be purchased at the Reference Desk.

Where can I find Mango?

1. Go to our Home Page. www.syossetlibrary.org and click on Research. Then click on Articles & Databases in the drop down menu.



2. Click on World Language Resources and that is where you'll find the link for Mango.



Here's Where to Find Mango

The screenshot shows the Syosset Public Library website. The header includes the library name, navigation links (Sitemap, Contact Us, FAQs, Catalog), and a search bar. A secondary navigation bar lists categories: Books & Reading, Movies, Music & Games, Digital Media, Events & Classes, and Research. The left sidebar contains a 'MAIN MENU' with links like Home, About Us, My Account, Kids, Teens, and Featured Services, followed by a 'RESEARCH' section with links like Search the Catalog, Articles & Databases, and Recommended Websites. The main content area is titled 'WORLD LANGUAGE RESOURCES' and lists several services: Britannica Global Reference Center, EBSCOHost Espanol, Mango Languages (highlighted with a red arrow), and World Book Discover. The date and hours are displayed as Friday, Jul 15, 2011, 10 AM - 9 PM.

How do I log on to Mango?

Home or Remote Access

- At home, you need a Syosset Public Library card.
- Type your library barcode (all 14 digits with no spaces) to access the Mango home page.

Inside the library

- In the library, you will not be prompted for your barcode.

How do I log on to Mango?

- You have the OPTION to (1) create a profile, by entering your email³ address and any password. This will track your progress.
- Or (2) you can log in anonymously. (Just click the **Start Learning** button).

Syosset Public Library
Language Learning Center

Powered by **mango** languages

Mango is an online language-learning system that can help you learn languages like Spanish, French, Japanese, Brazilian Portuguese, German, Mandarin Chinese, Greek, Italian, Russian and more.

2 Start Learning

To track your progress, create a profile and log in below.

1 Log In

Email **3**
Email Address

Password

Login

[Forgot your Password?](#)

Create a Profile

Your Email

Password

Signup

3 No personal email addresses or other personally identifying information will be released or sold by Mango Languages, as subject to state and federal law. Please read **Mango Languages' Privacy Policy** for more information.

Choosing a Mango Course

- At the next screen users will be asked to choose a tab on the left. Select either Foreign Languages for English Speakers, or English Courses, for speakers of other languages.

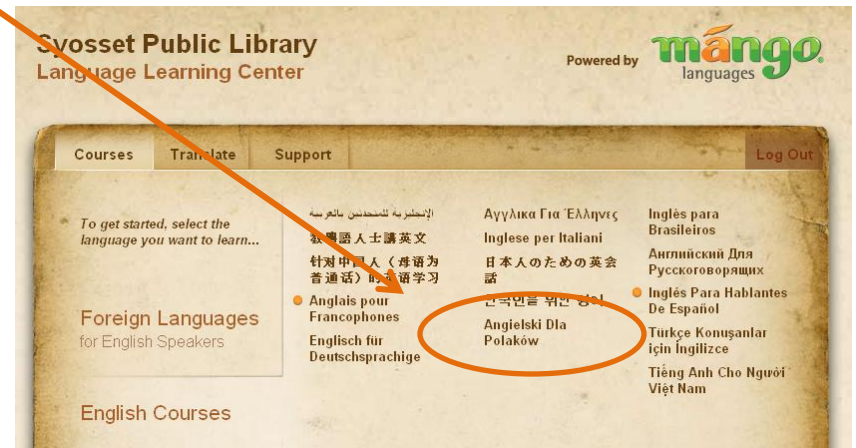


Choosing a Mango Course

- Then, click the language you would like to study, for example:

- French
- Angielski Dla Polakow.

- Mango updates their course selections frequently, so check Mango for a complete list.



Choosing a **M**ango Course

- Once you chose a language start with **ANY Mango course**.
- Each language has different options). There is no particular sequence.
- When you have selected the course you want, click the “launch” button to the right.

- **Basic:** Simple and practical conversation
- **Complete 1.0:** In-depth study
- **Complete 2.0:** In-depth, colorful, includes voice comparison feature.

Basic

Mango Basic teaches simple, practical skills for common, polite conversation situations in only a few short hours.

Launch

Complete 2.0

Mango Complete 2.0 teaches in-depth and comprehensive language and grammar skills.

Launch

Complete 1.0

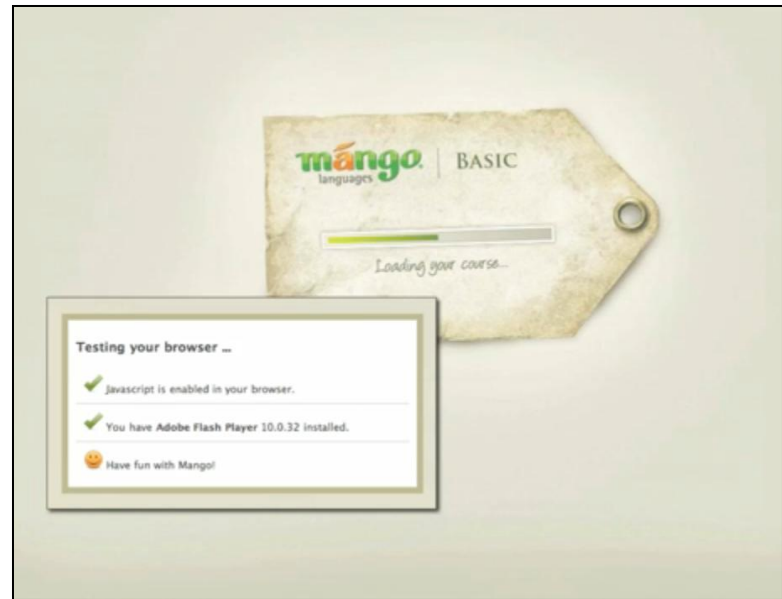
Mango Complete 1.0 courses are aimed at students who want to move beyond basic language skills.

Launch

The course selection will load

Once you click “Launch”, Mango will check to see that the web browser (program) is compatible (up to date), and load the course.

The lesson opens in a new window. If you need the help button or other features, Mango is still open in your last browser window.



Mango lessons teach

❖ Vocabulary

❖ Pronunciation

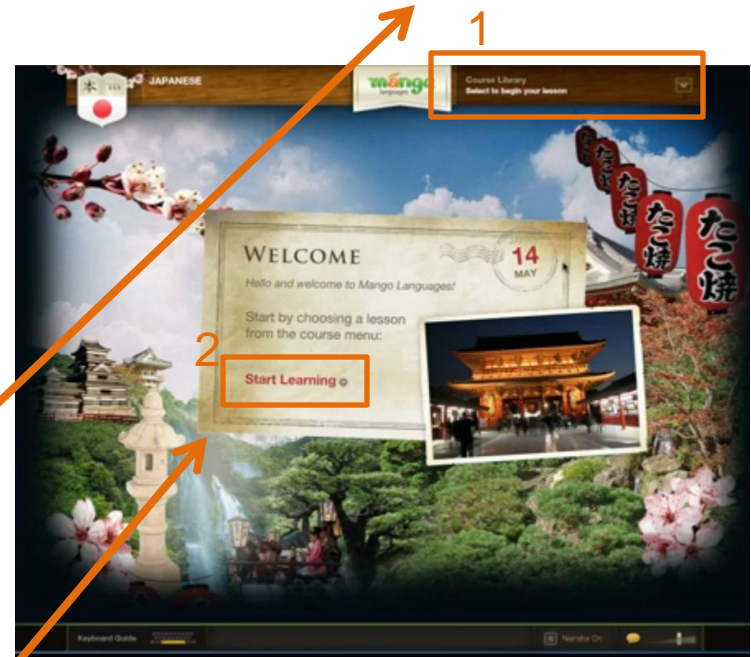
❖ Grammar

❖ Culture

- Throughout the lesson, vocabulary, pronunciation, grammar and culture lessons are woven together, to make the language easier to learn.
- Users learn how to interchange pieces to create new sentences, as well as how to use them.

A lesson in **M**ango **B**asic

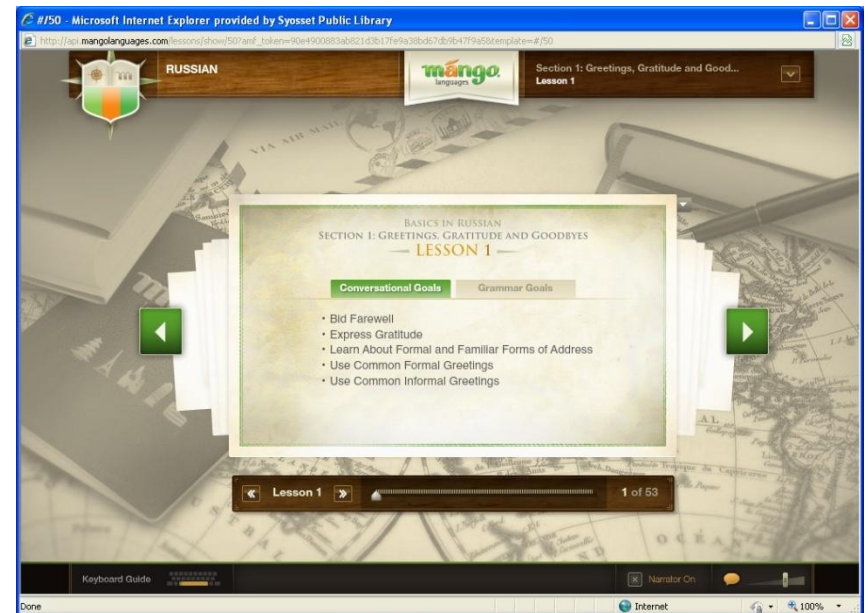
- In some of the Basic courses, the welcome screen displays rich images of the country and its culture, to put you in the mindset of the course.
- Choose a lesson from the course library (1), or click start learning (2).



A lesson in Mango Basic

Goals of the lesson are listed before it starts.

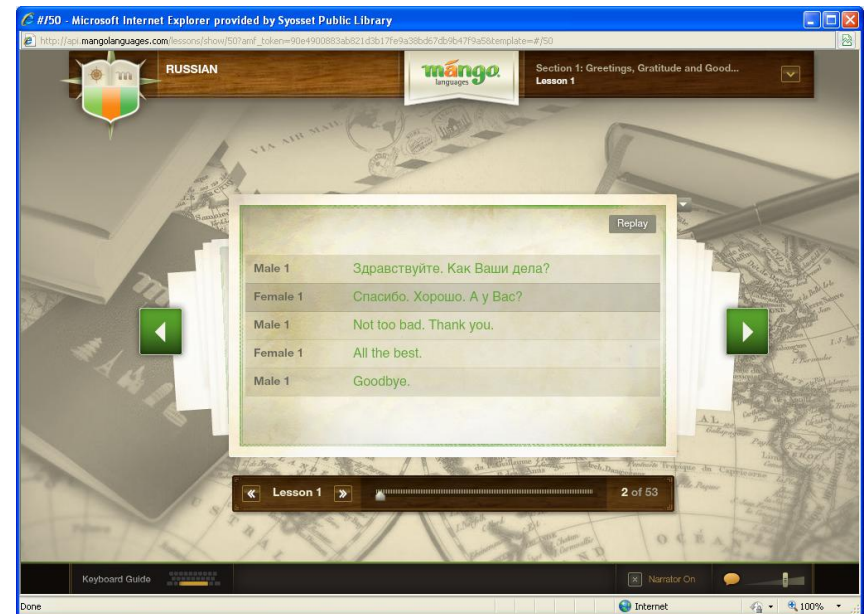
There are conversational goals, (what will you say) and grammar goals (what key words will you learn).



A lesson in Mango Basic

At the start of the lesson, Mango shows you the conversation you will learn. You will hear it spoken by native speakers in two voices at a natural fluent speed.

Sometimes the narrator will offer explanations as you go



The screenshot displays the Mango Basic language learning interface within a Microsoft Internet Explorer browser window. The browser title is "#150 - Microsoft Internet Explorer provided by Syosset Public Library". The URL is "http://api.mangolanguages.com/lesson/show/501and...". The interface features a dark wood-grain header with the "RUSSIAN" language label, the "mango languages" logo, and the lesson title "Section 1: Greetings, Gratitude and Good... Lesson 1". A central dialog box shows a conversation between two speakers:

Speaker	Text
Male 1	Здравствуйте. Как Ваши дела?
Female 1	Спасибо. Хорошо. А у Вас?
Male 1	Not too bad. Thank you.
Female 1	All the best.
Male 1	Goodbye.

Navigation controls include a "Replay" button, left and right arrows, and a progress bar at the bottom of the dialog box showing "Lesson 1" and "2 of 53". The browser's status bar at the bottom indicates "Done", "Internet", and "100%" zoom level.

A lesson in **M**ango **B**asic

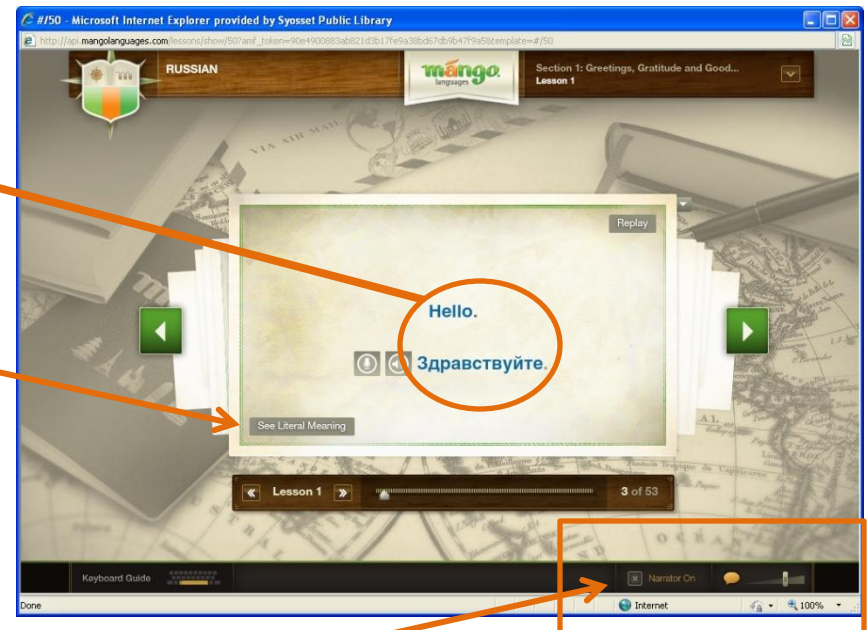
Vocabulary words & phrases

are taken from the conversation you just heard.

See the first word in both English and Russian.

Note the button that says Literal Meaning or Understood Meaning. Click to change.

Narrator guides you through each step of the lesson as you learn. (The narrator may be muted).



Narrator on/off; mute button; volume slide.


A lesson in **M**ango **B**asic

Pronunciation tools

Mouse over the word for phonetic spelling (1).

Two speeds of pronunciation. Click the speaker button (2) (fluent; entire phrase quickly) or click each word (3) (articulate; slow).

Voice comparison. Click the microphone button (4), to compare to the speaker. (Microphone needed).

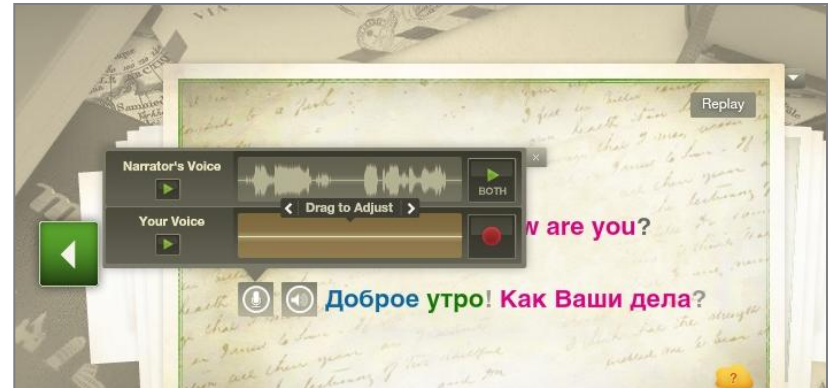


A lesson in **M**ango **B**asic

Pronunciation

Voice comparison lets you compare the sound waves of your voice to the narrator's voice to test your pronunciation.

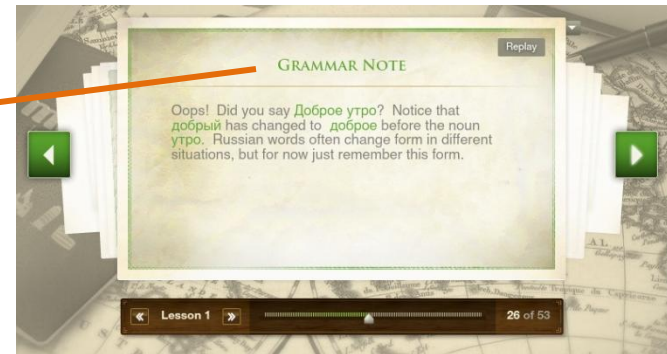
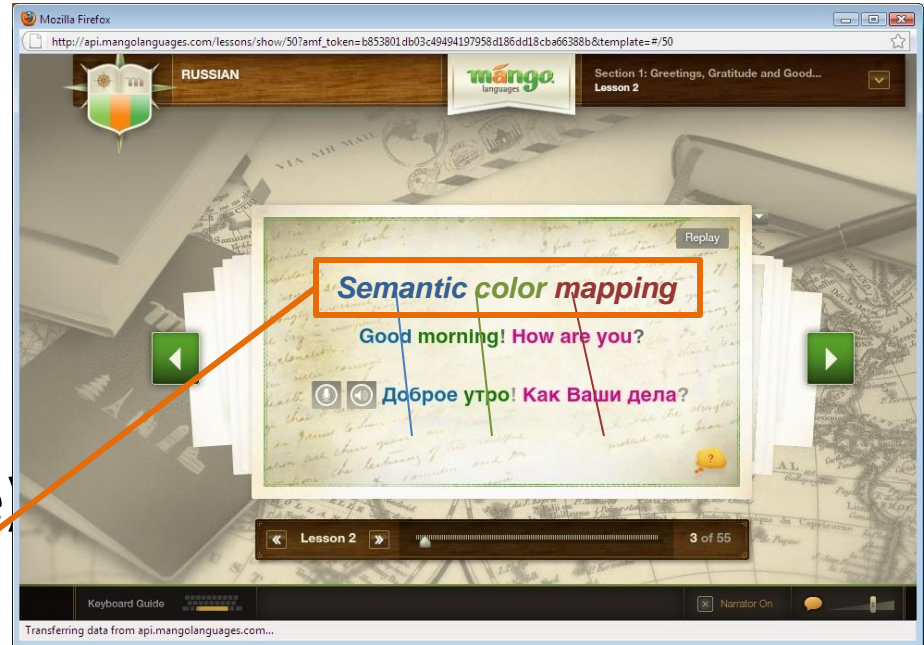
A microphone is required for this feature.



A lesson in **M**ango basic

Grammar is taught two ways.

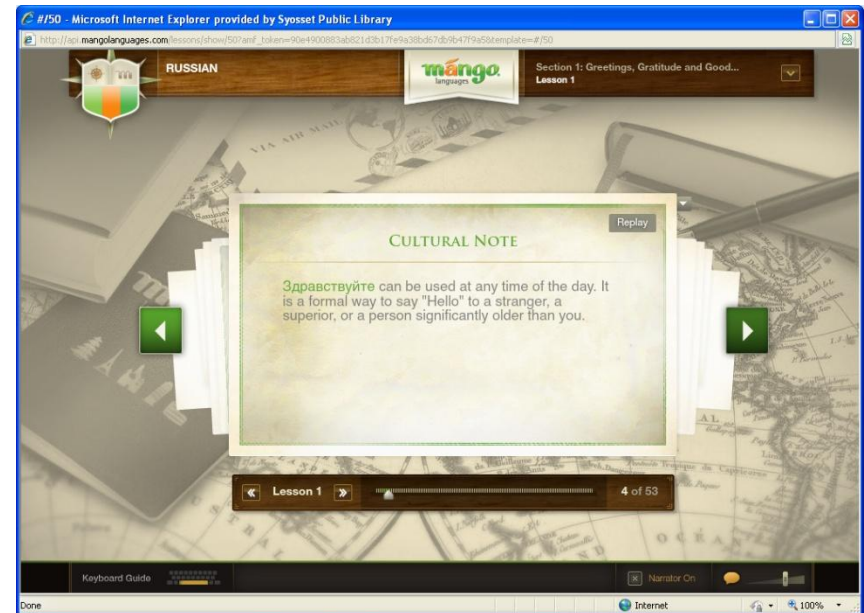
- Words and phrases – (for example in Russian, “good morning” translates to “kind morning”. You learn the word for kind (adjective and morning (noun). With semantic color mapping, you know which is which.
- Grammar notes explain tricky grammar rules.



A lesson in **M**ango **B**asic


Culture lessons in the form of culture notes inserted throughout , make it easier to understand the context and the meaning of what you are learning.

In addition, you will learn the best times for formal and informal speech, and other subtleties throughout the lesson.



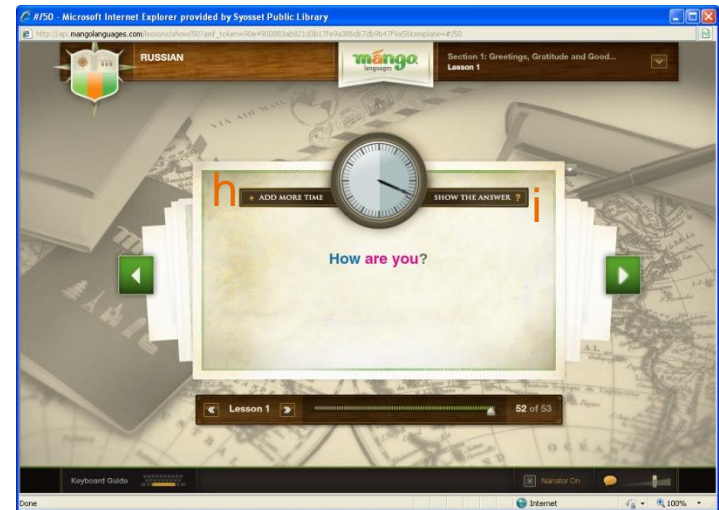
A lesson in **M**ango Basic

Tracking your progress is easy! When you complete a lesson, it will show on the lesson library as **completed**, in a dark color. (Green if anonymous (no profile), red if you are logged in with a profile to track your progress).



Mango Screenshot: Basic and 2.0

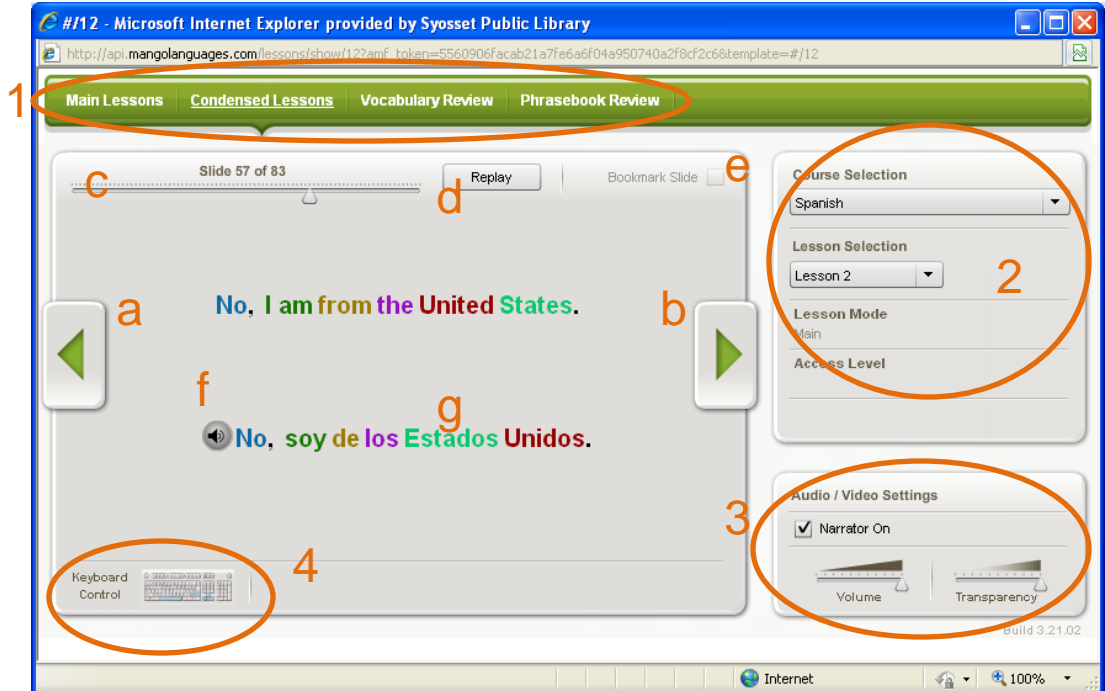
1. Course Library menu and Course selection
2. Audio settings (Narrator and Volume), and Video (Transparency – contrast of slide background).
3. Keyboard controls
4. Lesson slide parts
 - a) Back button
 - b) Forward button
 - c) Lesson progress bar
 - d) Replay button
 - e) Voice comparison
 - f) Pronunciation, replays whole phrase.
 - g) Click on word to hear just the word.
 - h) “Add more time” button
 - i) “Show the answer” button
 - j) Literal meaning vs Understood Meaning



The lesson opens in a new window. For help and other Mango tools and features, find the original window on your screen.

Mango Screenshot: Complete 1.0

1. Lesson Mode: Main Lessons, Condensed Lessons, Vocabulary, Phrasebook.
2. Course selection: Choose Language and Lesson Number.
3. Audio settings (Narrator and Volume), and Video (Transparency – contrast of slide background).
4. Keyboard controls
5. Lesson slide parts
 - a) Back button
 - b) Forward button
 - c) Lesson progress bar
 - d) Replay button
 - e) Bookmark slide button
 - f) Pronunciation, replays whole phrase.
 - g) Click on word to hear just the word.



The lesson opens in a new window. For help and other Mango tools and features, find the original window on your screen.

Mango Home Pages

There are some answers to frequently asked questions, and helpful resources on the main Mango page, or the home page for the language you choose.

You can find the following on the home page:

1. Courses
2. Translate
3. Support
4. Get started
 1. Create Profile
 2. Log In
 3. Start Learning
5. Contact Us & Help – Mango is very “people friendly” and users may call directly for assistance.
6. All the “fine print” stuff.



Enjoy Mango!

- It's easy to use, and you will be learning new words in just a few "clicks".
- Librarians are available to help at the 3rd Floor Reference Desk, or you can receive limited assistance over the phone!
- Please let us know how you like Mango, and what courses you would like to see in the future. They like customer feedback!

Thank you!